



April 2025

Market Report

Clearview Township

Residential Real Estate Statistics As Reported to the OnePoint Association of REALTORS®.

\$996,610

YTD April 2024

Average Price

Residential **Freehold Home**

\$912,004

YTD April 2025



8.5%

Year-Over-Year
2024 vs 2025

\$0 (None)

YTD April 2024

Average Price

Residential **Condo & Other**

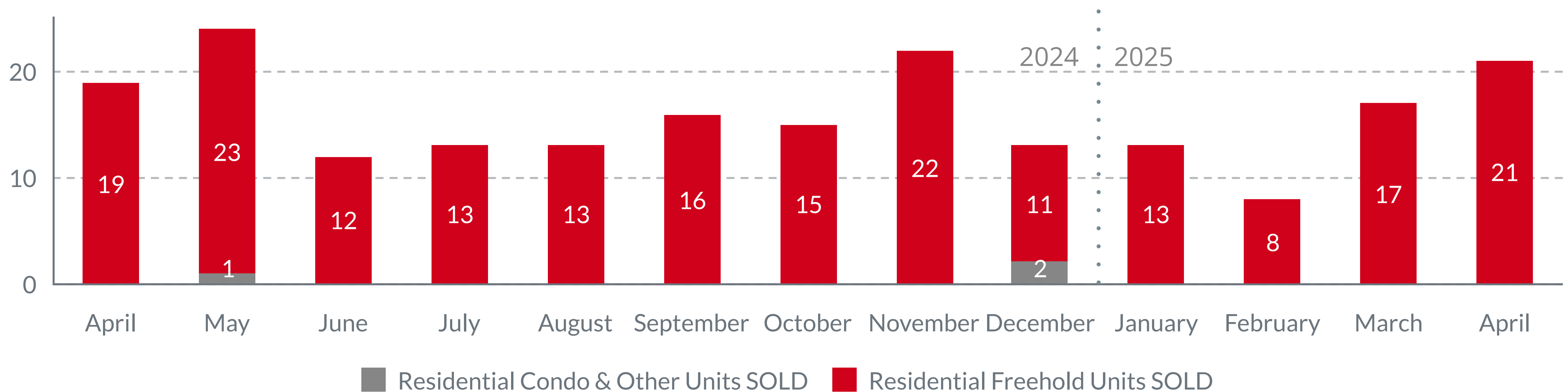
\$0 (None)

YTD April 2025



N/A

Year-Over-Year
2024 vs 2025



55 Unit Sales

January to April **2024**



3.6%

Unit Sales / Year-to-Date
2024 vs 2025

57 Unit Sales

January to April **2025**

Days on Market

65


Average YTD

Freehold Home

N/A

Average YTD

Condo & Other



96.3% YTD

List to Sale Ratio


Residential Freehold Home

(Condo & Other = 0%)



13%

of **NEW Listings** compared to previous **month**
(for both Freehold Homes + Condo & Other)



15%

Absorption Rate

21 Unit Sales **Sold** in April

Total of 136 Listings **For Sale**