





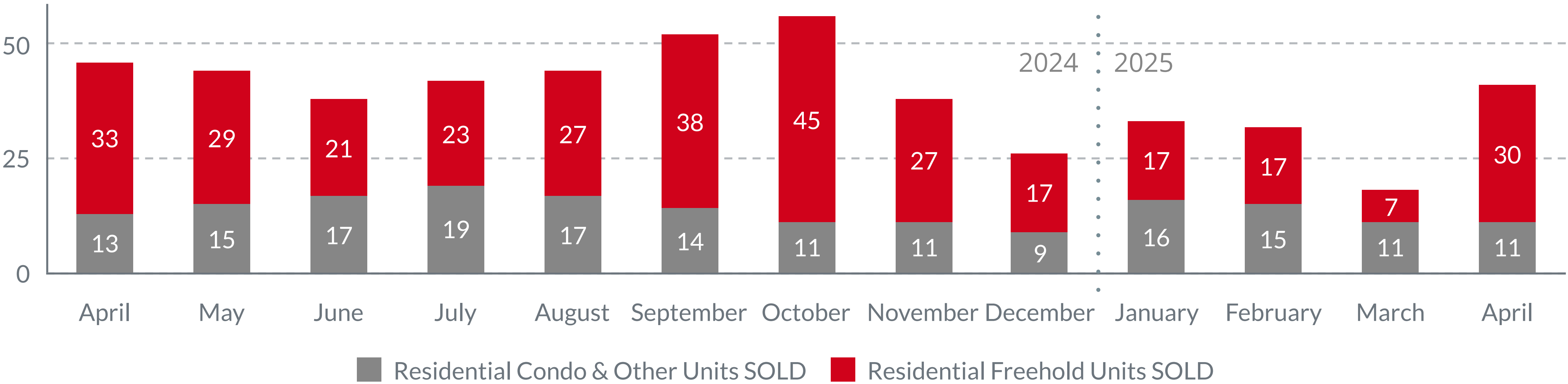
April 2025

Market Report

Collingwood, ON

Residential Real Estate Statistics As Reported to the OnePoint Association of REALTORS®.

| | | | |
|------------------------------------|---|------------------------------------|--|
| \$911,503 YTD April 2024 | Average Price Residential <u>Freehold Home</u> | \$919,344 YTD April 2025 |  0.9% Year-Over-Year 2024 vs 2025 |
| \$698,230 YTD April 2024 | Average Price Residential <u>Condo & Other</u> | \$584,544 YTD April 2025 |  16.3% Year-Over-Year 2024 vs 2025 |




157 Unit Sales
January to April **2024**

 **19.1%**
Unit Sales / Year-to-Date
2024 vs 2025

127 Unit Sales
January to April **2025**

Days on Market
49 | **70**
Average YTD
Freehold Home | **Condo & Other**


96.3% YTD
List to Sale Ratio
Residential Freehold Home
(Condo & Other = 96.1%)

 **9%**
of **NEW Listings** compared to previous **month**
(for both Freehold Homes + Condo & Other)


11%
Absorption Rate
41 Unit Sales **Sold** in April
Total of 362 Listings **For Sale**