





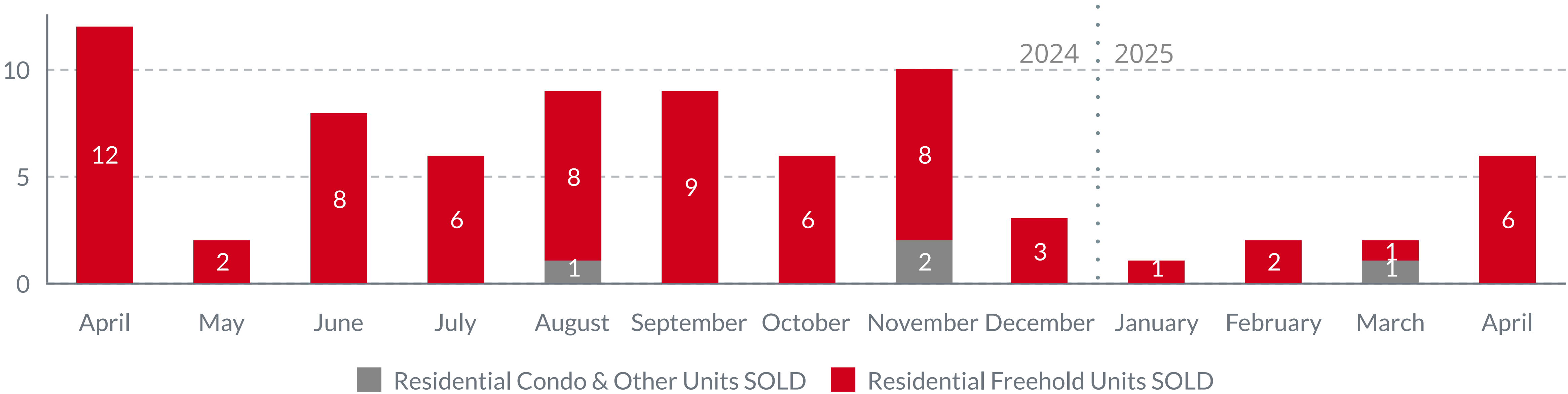
April 2025

Market Report


Georgian Bay Township

Residential Real Estate Statistics As Reported to the OnePoint Association of REALTORS®.

\$934,521 YTD April 2024	Average Price Residential Freehold Home	\$1,103,650 YTD April 2025	 18% Year-Over-Year 2024 vs 2025
\$566,250 YTD April 2024	Average Price Residential Condo & Other	\$570,000 YTD April 2025	 0.7% Year-Over-Year 2024 vs 2025




30 Unit Sales
January to April **2024**

 **63%**
Unit Sales / Year-to-Date
2024 vs 2025

11 Unit Sales
January to April **2025**

Days on Market
55 Average YTD
Freehold Home
1 Average YTD
Condo & Other

 **List to Sale Ratio**
Residential Freehold Home
(Condo & Other = 95.7%)

 **61%**
of **NEW Listings** compared to previous **month**
(for both Freehold Homes + Condo & Other)

 **Absorption Rate**
6 Unit Sales **Sold** in April
Total of 87 Listings **For Sale**