



# April 2025 Market Report *Meaford, ON*

Residential Real Estate Statistics As Reported to the OnePoint Association of REALTORS®.

**\$763,142**

YTD April 2024

**Average Price**

Residential **Freehold Home**

**\$892,295**

YTD April 2025



**16.9%**

Year-Over-Year  
2024 vs 2025

**\$423,333**

YTD April 2024

**Average Price**

Residential **Condo & Other**

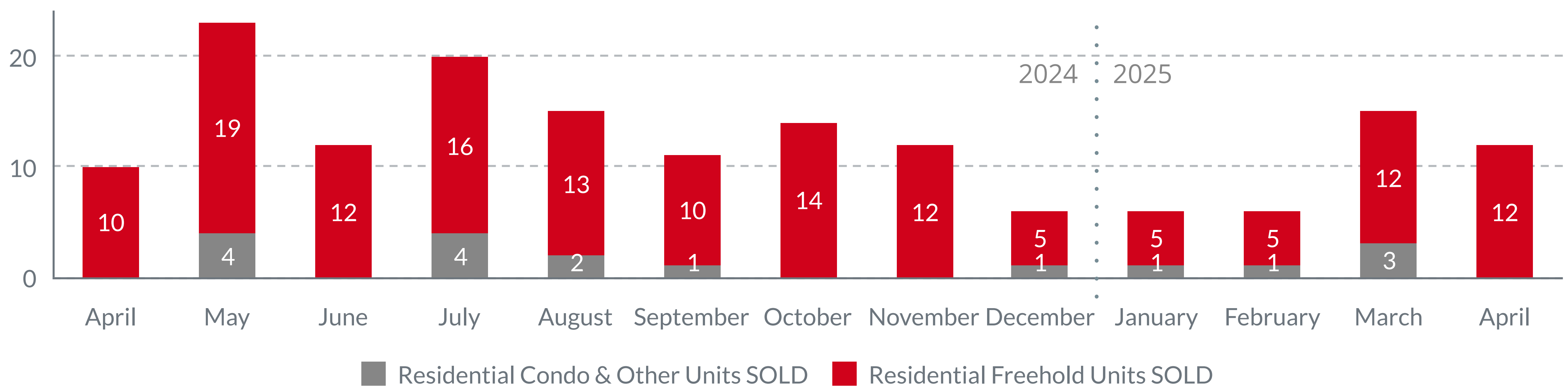
**\$527,900**

YTD April 2025




**24.7%**

Year-Over-Year  
2024 vs 2025



**41 Unit Sales**

January to April **2024**



**2.4%**

Unit Sales / Year-to-Date  
2024 vs 2025

**40 Unit Sales**

January to April **2025**

**Days on Market**

**50**


Average YTD

**Freehold Home**

**50**

Average YTD

**Condo & Other**




**94.8% YTD**

**List to Sale Ratio**

**Residential Freehold Home**

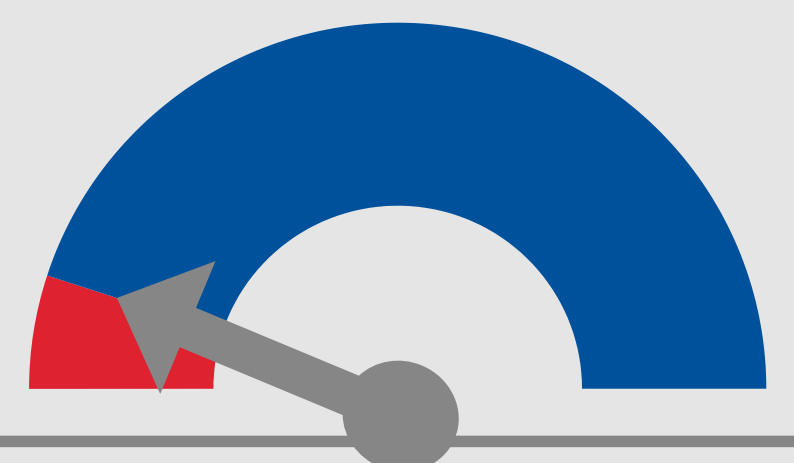
(Condo & Other = 95.3%)



**0%**

Same  
35 vs 35

# of **NEW Listings** compared to previous **month**  
(for both Freehold Homes + Condo & Other)



**10%**

**Absorption Rate**

12 Unit Sales **Sold** in April

Total of 115 Listings **For Sale**