



# April 2025

# Market Report

## *Tiny Township, ON*

Residential Real Estate Statistics As Reported to the OnePoint Association of REALTORS®.

**\$947,190**

YTD April 2024

**Average Price**

Residential **Freehold Home**

**\$1,044,264**

YTD April 2025



**10%**

Year-Over-Year  
2024 vs 2025

**\$279,000**

YTD April 2024

**Average Price**

Residential **Condo & Other**

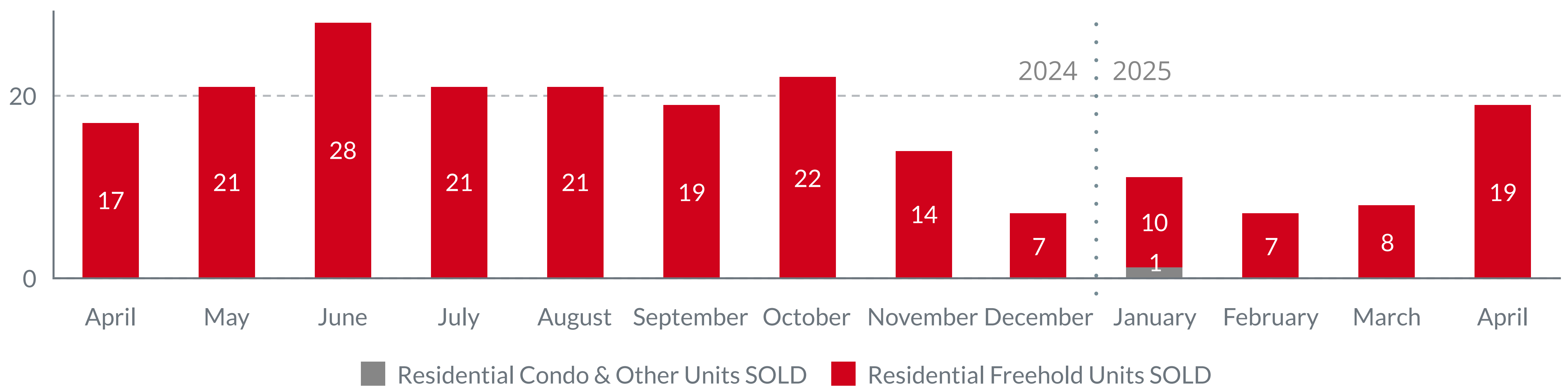
**\$815,000**

YTD April 2025



**192%**

Year-Over-Year  
2024 vs 2025



**56 Unit Sales**

January to April **2024**

**↓ 21%**

Unit Sales / Year-to-Date  
2024 vs 2025

**44 Unit Sales**

January to April **2025**

**Days on Market**

**53**


Average YTD

**Freehold Home**

**58**

Average YTD

**Condo & Other**



**95.9% YTD**

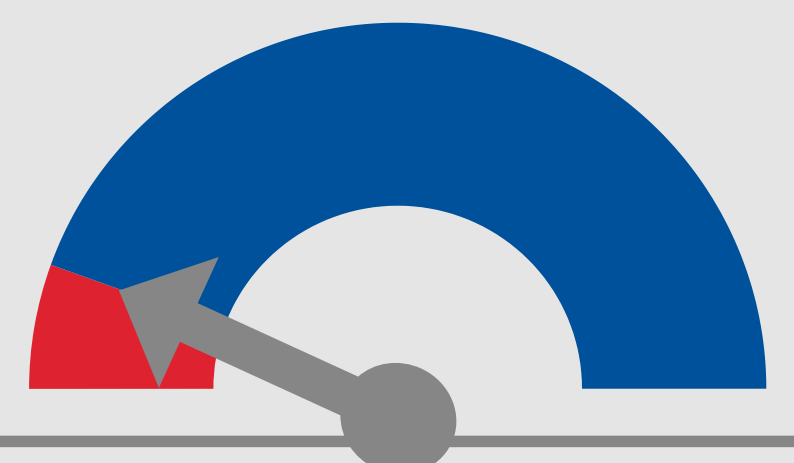
**List to Sale Ratio**

**Residential Freehold Home**

(Condo & Other = 94.8%)

**↓ 14.7%**

# of **NEW Listings** compared to previous **month**  
(for both Freehold Homes + Condo & Other)



**11%**

**Absorption Rate**

19 Unit Sales **Sold** in April

Total of 170 Listings **For Sale**