





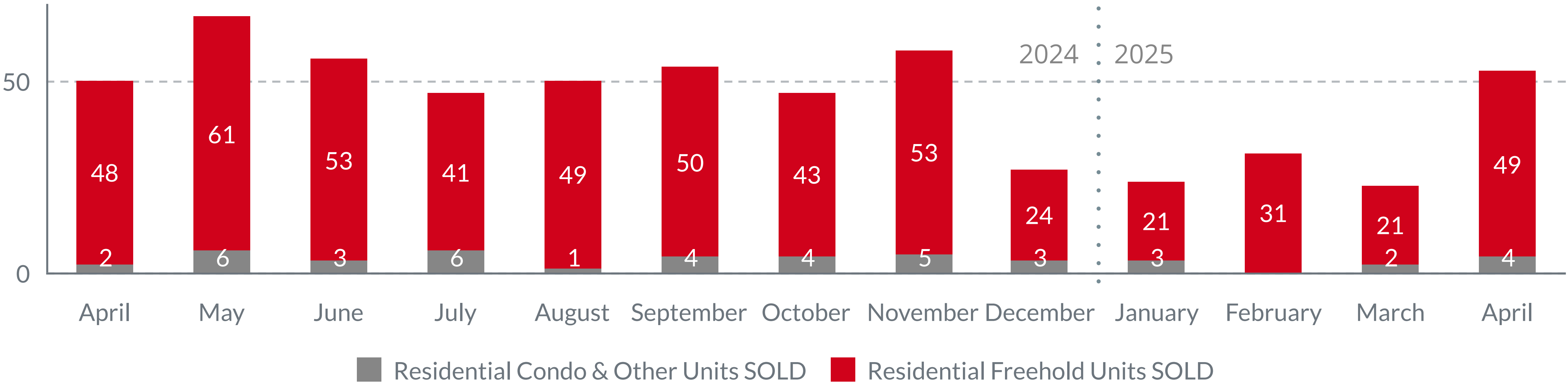
April 2025

Market Report


Wasaga Beach, ON

Residential Real Estate Statistics As Reported to the OnePoint Association of REALTORS®.

\$701,520 YTD April 2024	Average Price Residential Freehold Home	\$705,392 YTD April 2025	 0.6% Year-Over-Year 2024 vs 2025
\$468,503 YTD April 2024	Average Price Residential Condo & Other	\$472,400 YTD April 2025	 0.8% Year-Over-Year 2024 vs 2025



154 Unit Sales
January to April **2024**

 **13%**
Unit Sales / Year-to-Date
2024 vs 2025


134 Unit Sales
January to April **2025**

Days on Market
51
Average YTD
Freehold Home

66
Average YTD
Condo & Other


97% YTD

List to Sale Ratio
Residential Freehold Home
(Condo & Other = 97.1%)

 **6.4%**
of **NEW Listings** compared to previous **month**
(for both Freehold Homes + Condo & Other)


13%

Absorption Rate
53 Unit Sales **Sold** in April
Total of 399 Listings **For Sale**