



June 2025

Market Report

Clearview Township

Residential Real Estate Market Statistics As Reported to the PropTx MLS System in Ontario.

\$957,447

YTD June 2024

Average Price

Residential **Freehold Home**

\$965,232

YTD June 2025



0.8%

Year-Over-Year
2024 vs 2025

\$449,000

YTD June 2024

Average Price

Residential **Condo & Other**

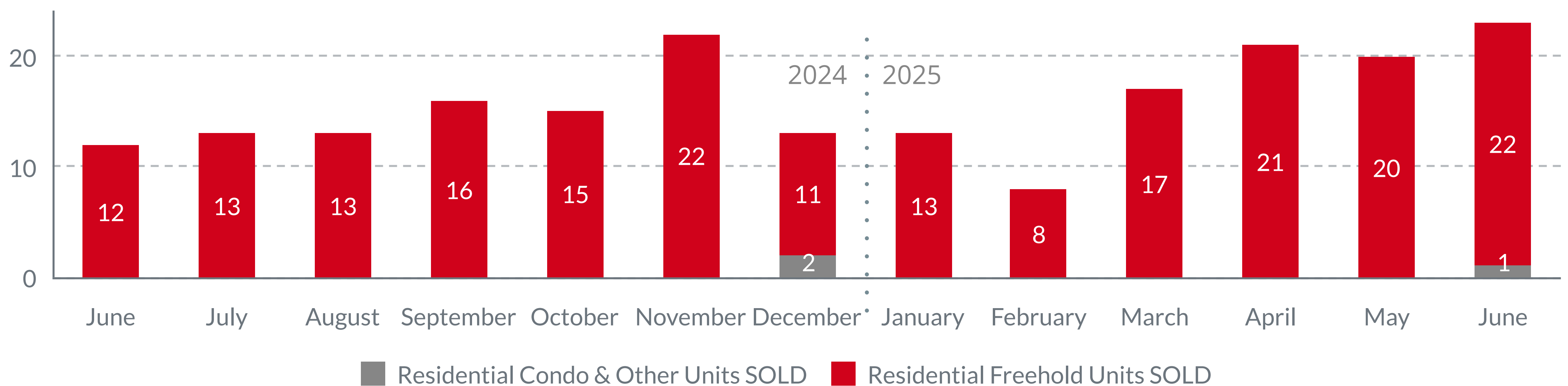
\$674,092

YTD June 2025



49%

Year-Over-Year
2024 vs 2025



88 Unit Sales

January to June **2024**



12%

Unit Sales / Year-to-Date
2024 vs 2025

100 Unit Sales

January to June **2025**

Days on Market

58


Average YTD

Freehold Home

0

Average YTD

Condo & Other



96.1% YTD

List to Sale Ratio


Residential Freehold Home

(Condo & Other = 100%)



-14%

of **NEW Listings** compared to previous month
(for both Freehold Homes + Condo & Other)



19%

Absorption Rate

23 Unit Sales **Sold** in June

Total of 123 Listings **For Sale**