



June 2025

Market Report

Collingwood, ON

Residential Real Estate Market Statistics As Reported to the PropTx MLS System in Ontario.

\$930,184

YTD June 2024

Average Price

Residential **Freehold Home**

\$925,620

YTD June 2025

-0.5%
Year-Over-Year
2024 vs 2025

\$658,764

YTD June 2024

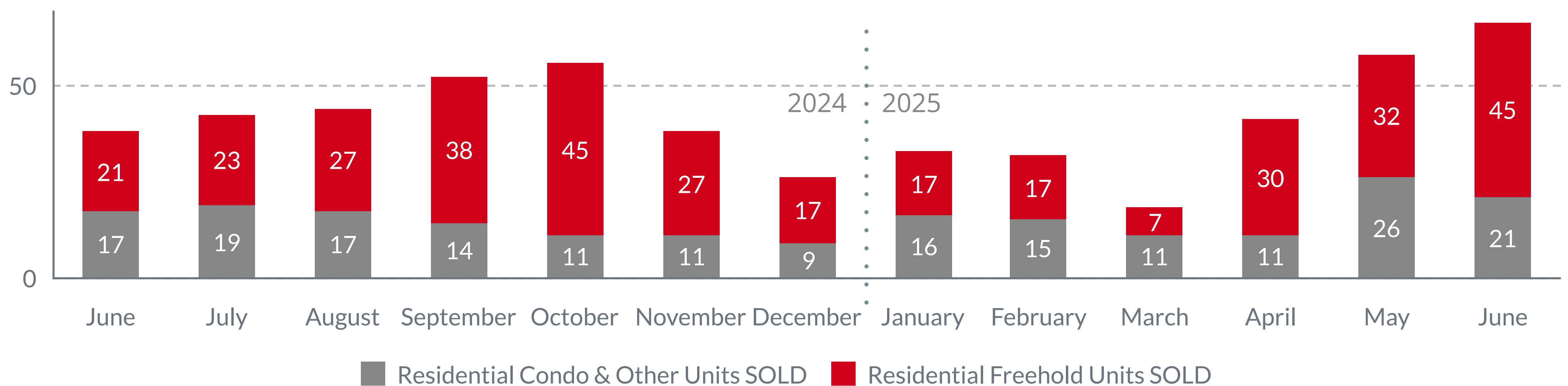
Average Price

Residential **Condo & Other**

\$585,447

YTD June 2025

-11.1%
Year-Over-Year
2024 vs 2025



237 Unit Sales

January to June **2024**

+6%

Unit Sales / Year-to-Date
2024 vs 2025

252 Unit Sales

January to June **2025**

Days on Market

47


Average YTD

Freehold Home

66

Average YTD

Condo & Other



96.4% YTD


List to Sale Ratio

Residential Freehold Home

(Condo & Other = 96.3%)

-17%

of **NEW Listings** compared to previous **month**
(for both Freehold Homes + Condo & Other)



16%

Absorption Rate

66 Unit Sales **Sold** in June

Total of 407 Listings **For Sale**