



# June 2025 Market Report *Meaford, ON*

Residential Real Estate Market Statistics As Reported to the PropTx MLS System in Ontario.

**\$758,262**  
YTD June 2024

Average Price  
Residential **Freehold Home**


**\$957,559**  
YTD June 2025

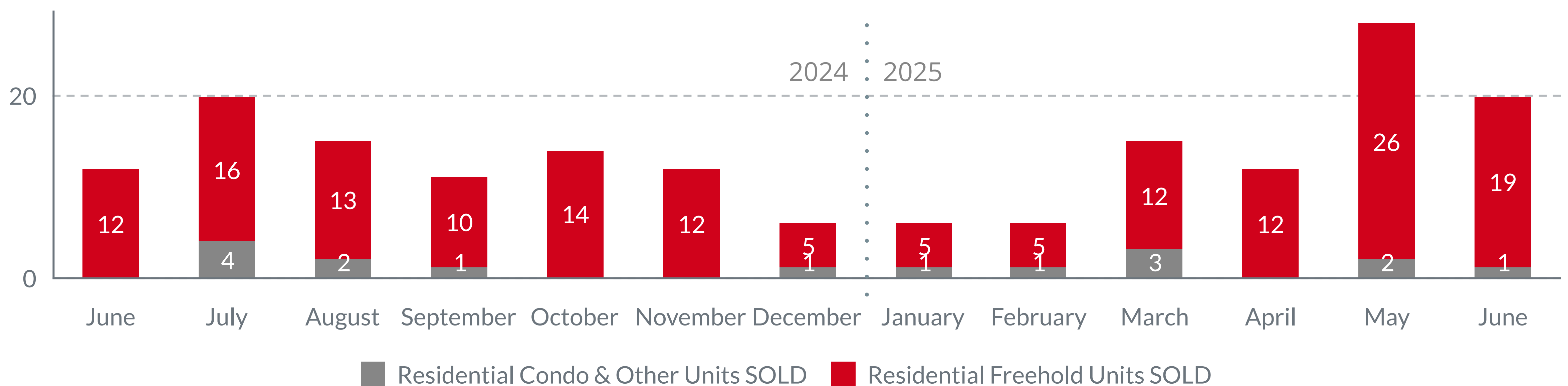
  
**26%**  
Year-Over-Year  
2024 vs 2025

**\$517,714**  
YTD June 2024

Average Price  
Residential **Condo & Other**

**\$474,063**  
YTD June 2025

  
**-8%**  
Year-Over-Year  
2024 vs 2025

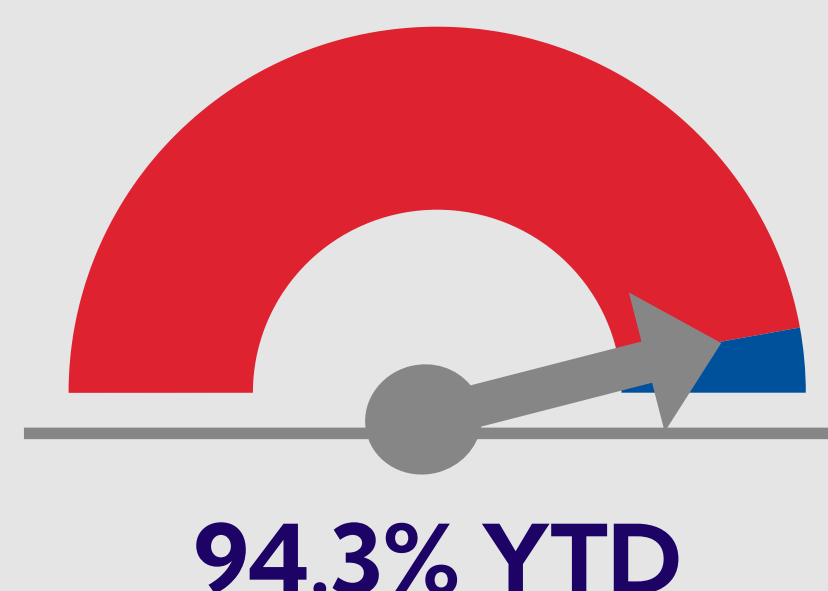


76 Unit Sales  
January to June **2024**


 **16%**  
Unit Sales / Year-to-Date  
2024 vs 2025

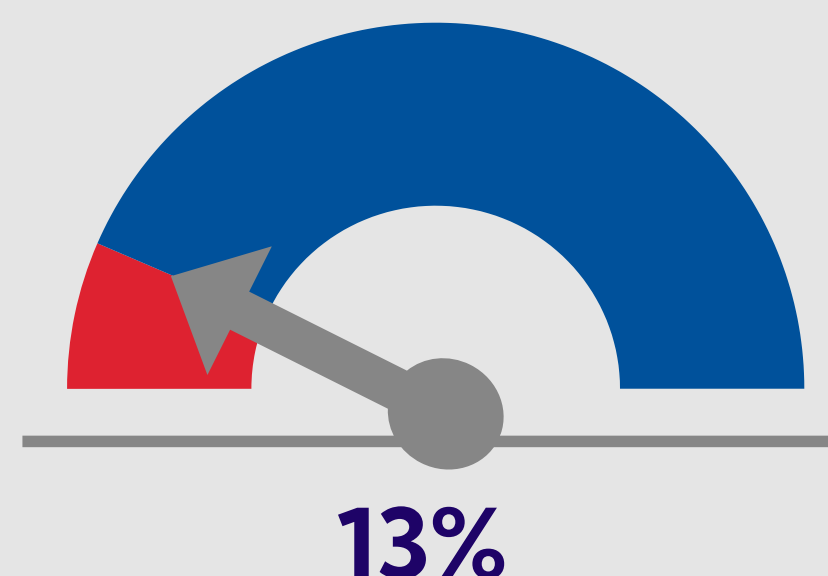
88 Unit Sales  
January to June **2025**

Days on Market  
**61** | **49**  
Average YTD  
**Freehold Home** | **Condo & Other**



List to Sale Ratio  
Residential **Freehold Home**  
(Condo & Other = 94.8%)

 **-32%**  
# of **NEW Listings** compared to previous **month**  
(for both Freehold Homes + Condo & Other)



Absorption Rate  
20 Unit Sales **Sold** in June  
Total of 160 Listings **For Sale**