



June 2025

Market Report

The Blue Mountains

Residential Real Estate Market Statistics As Reported to the PropTx MLS System in Ontario.

\$1,323,363

YTD June 2024

Average Price

Residential **Freehold Home**

\$1,418,371

YTD June 2025



7.2%

Year-Over-Year
2024 vs 2025

\$746,986

YTD June 2024

Average Price

Residential **Condo & Other**

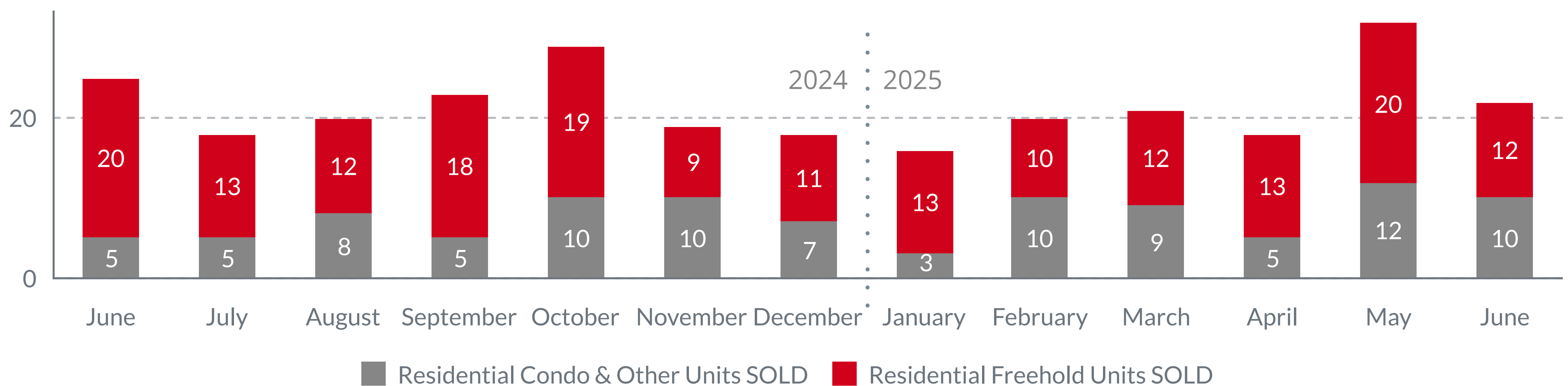
\$647,092

YTD June 2025




-13%

Year-Over-Year
2024 vs 2025



135 Unit Sales

January to June **2024**



-1.5%

Unit Sales / Year-to-Date
2024 vs 2025

133 Unit Sales

January to June **2025**

Days on Market

68


Average YTD

Freehold Home

55

Average YTD

Condo & Other



95.9% YTD

List to Sale Ratio


Residential Freehold Home

(Condo & Other = 96.3%)



-16%

of **NEW Listings** compared to previous **month**
(for both Freehold Homes + Condo & Other)



7%

Absorption Rate

22 Unit Sales **Sold** in June

Total of 336 Listings **For Sale**