



June 2025

Market Report

Tiny Township, ON

Residential Real Estate Market Statistics As Reported to the PropTx MLS System in Ontario.

\$899,810

YTD June 2024

Average Price

Residential **Freehold Home**

\$990,749

YTD June 2025



10%

Year-Over-Year
2024 vs 2025

\$279,000

YTD June 2024

Average Price

Residential **Condo & Other**

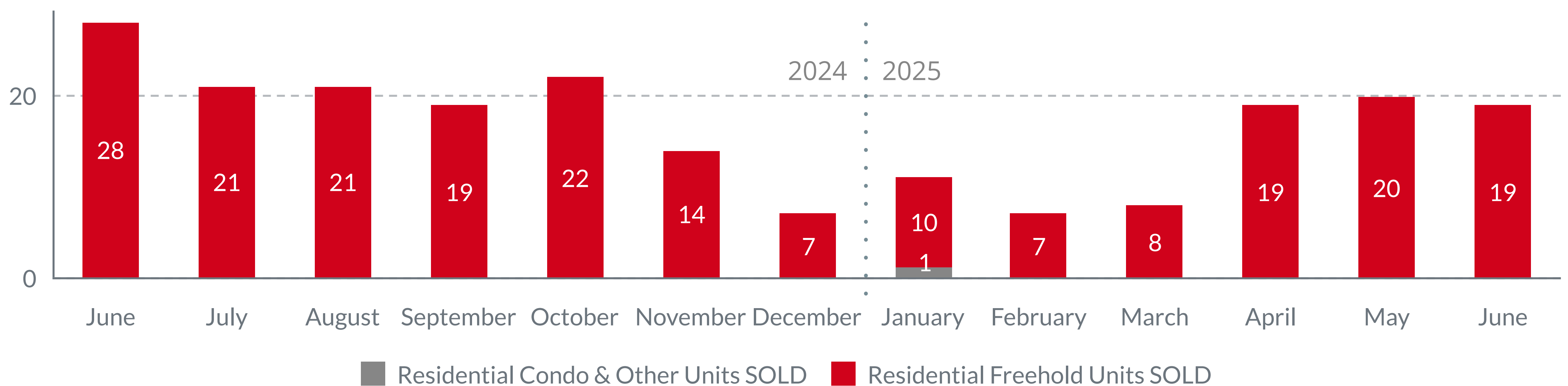
\$815,000

YTD June 2025




192%

Year-Over-Year
2024 vs 2025



105 Unit Sales

January to June **2024**



-21%

Unit Sales / Year-to-Date
2024 vs 2025

83 Unit Sales

January to June **2025**

Days on Market

54


Average YTD

Freehold Home

58

Average YTD

Condo & Other



95.9% YTD

List to Sale Ratio


Residential Freehold Home

(Condo & Other = 94.8%)



-24%

of **NEW Listings** compared to previous **month**
(for both Freehold Homes + Condo & Other)



7%

Absorption Rate

19 Unit Sales **Sold** in June

Total of 273 Listings **For Sale**