



# June 2025

# Market Report

## Wasaga Beach, ON

Residential Real Estate Market Statistics As Reported to the PropTx MLS System in Ontario.

**\$699,299**

YTD June 2024

**Average Price**

Residential **Freehold Home**

**\$704,051**

YTD June 2025



**0.7%**

Year-Over-Year  
2024 vs 2025

**\$494,408**

YTD June 2024

**Average Price**

Residential **Condo & Other**

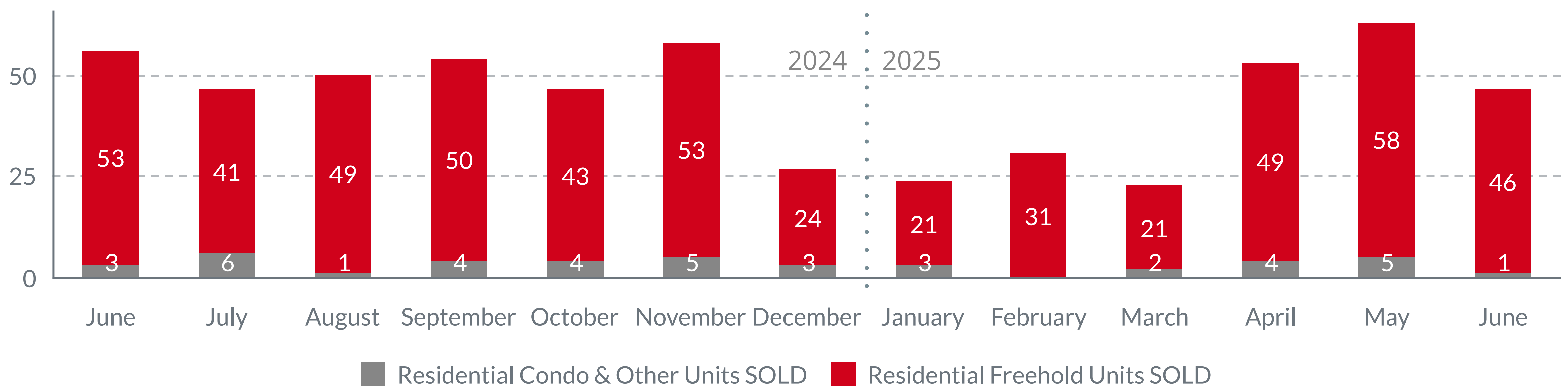
**\$472,206**

YTD June 2025




**-4.5%**

Year-Over-Year  
2024 vs 2025



**311 Unit Sales**

January to June **2024**



**-20%**

Unit Sales / Year-to-Date  
2024 vs 2025

**249 Unit Sales**

January to June **2025**

**Days on Market**

**45**


Average YTD

**Freehold Home**

**57**

Average YTD

**Condo & Other**



**97.02% YTD**

**List to Sale Ratio**


**Residential Freehold Home**

(Condo & Other = 97.37%)



**-7.9%**

# of **NEW Listings** compared to previous **month**  
(for both Freehold Homes + Condo & Other)



**10%**

**Absorption Rate**

47 Unit Sales **Sold** in June

Total of 475 Listings **For Sale**