



May 2025

Market Report

Clearview Township

Residential Real Estate Market Statistics As Reported to the PropTx MLS System in Ontario.

\$987,047

YTD May 2024

Average Price

Residential **Freehold Home**

\$987,637

YTD May 2025

 **0.06%**
Year-Over-Year
2024 vs 2025

\$449,000

YTD May 2024

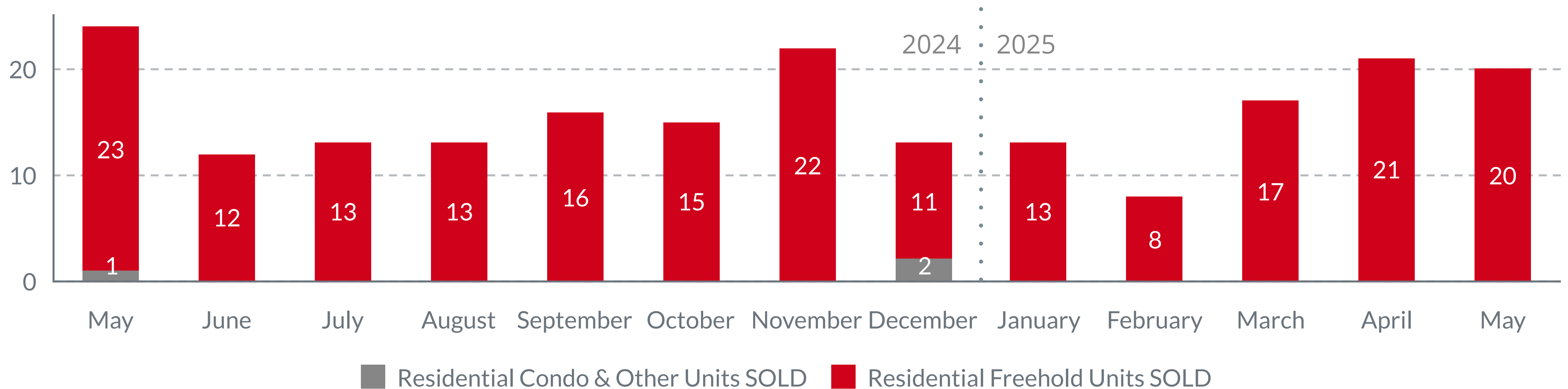
Average Price

Residential **Condo & Other**

\$0 (None)

YTD May 2025

 **N/A**
Year-Over-Year
2024 vs 2025



76 Unit Sales

January to May **2024**

 **1.3%**

Unit Sales / Year-to-Date
2024 vs 2025

77 Unit Sales

January to May **2025**

Days on Market

63


Average YTD

Freehold Home

N/A

Average YTD

Condo & Other




96.2% YTD

List to Sale Ratio


Residential Freehold Home

(Condo & Other = 0%)



+43%

of **NEW Listings** compared to previous **month**
(for both Freehold Homes + Condo & Other)



14%

Absorption Rate

20 Unit Sales **Sold** in May

Total of 141 Listings **For Sale**