





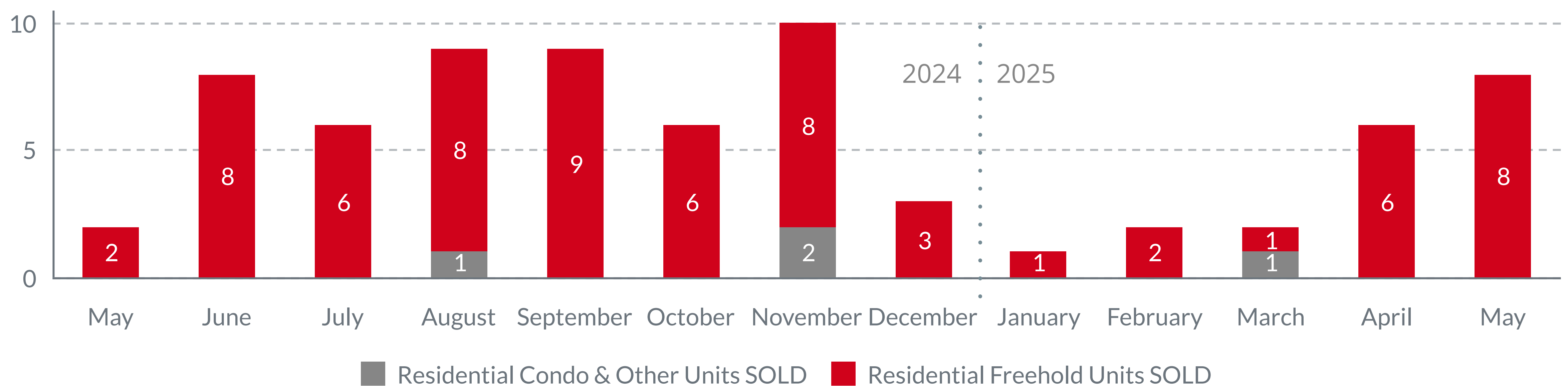
May 2025


Market Report


Georgian Bay Township


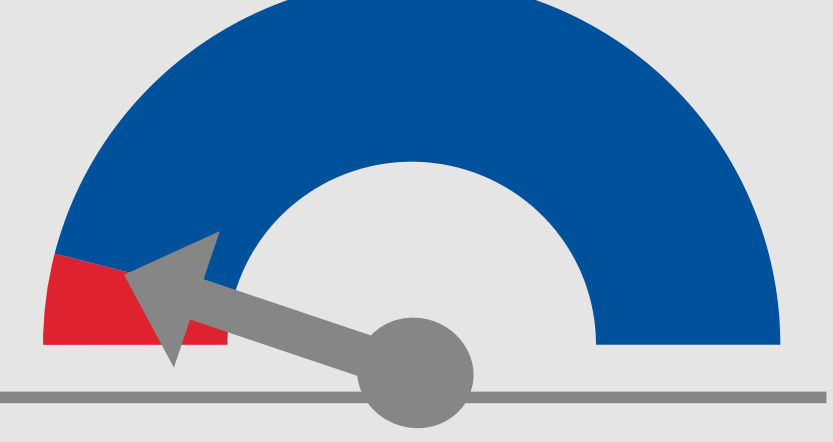
Residential Real Estate Market Statistics As Reported to the PropTx MLS System in Ontario.

\$930,053 YTD May 2024	Average Price Residential Freehold Home	\$1,213,917 YTD May 2025	 31% Year-Over-Year 2024 vs 2025
\$566,250 YTD May 2024	Average Price Residential Condo & Other	\$570,000 YTD May 2025	 0.7% Year-Over-Year 2024 vs 2025



32 Unit Sales January to May 2024	 -40% Unit Sales / Year-to-Date 2024 vs 2025	19 Unit Sales January to May 2025
--	--	--

Days on Market 48 Average YTD Freehold Home	1 Average YTD Condo & Other	 96.7% YTD	List to Sale Ratio Residential Freehold Home (Condo & Other = 95.7%)
---	---	--	--

 +115% # of NEW Listings compared to previous month (for both Freehold Homes + Condo & Other)	 8%	Absorption Rate 8 Unit Sales Sold in May Total of 103 Listings For Sale
---	---	--