



# May 2025

# Market Report

## Meaford, ON

Residential Real Estate Market Statistics As Reported to the PropTx MLS System in Ontario.

**\$755,268**

YTD May 2024

**Average Price**

Residential **Freehold Home**

**\$913,414**

YTD May 2025



**21%**

Year-Over-Year  
2024 vs 2025

**\$517,714**

YTD May 2024

**Average Price**

Residential **Condo & Other**

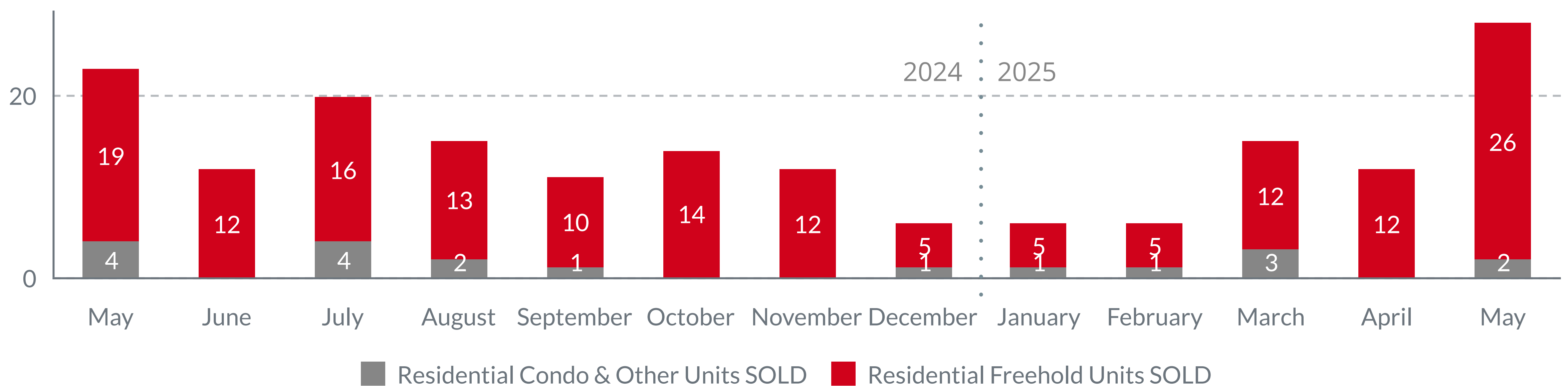
**\$490,643**

YTD May 2025



**-5%**

Year-Over-Year  
2024 vs 2025



**64 Unit Sales**

January to May **2024**



**6.3%**

Unit Sales / Year-to-Date  
2024 vs 2025

**68 Unit Sales**

January to May **2025**

**Days on Market**

**61**


Average YTD

**Freehold Home**

**50**

Average YTD

**Condo & Other**



**93.4% YTD**

**List to Sale Ratio**

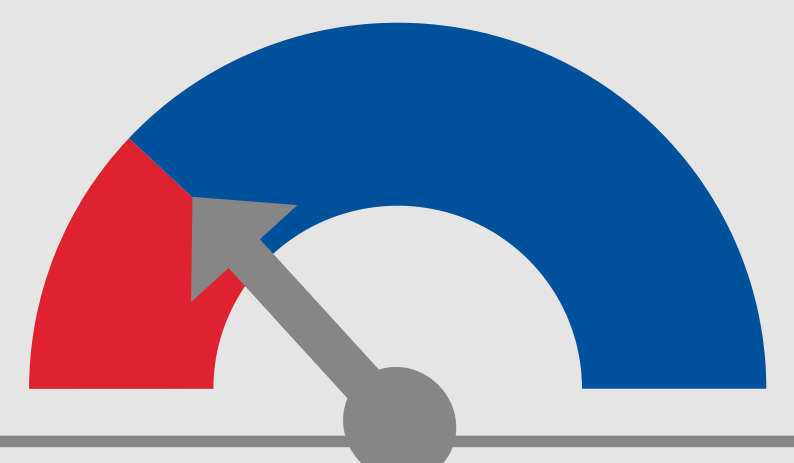
**Residential Freehold Home**

(Condo & Other = 94.7%)



**+77%**

# of **NEW Listings** compared to previous month  
(for both Freehold Homes + Condo & Other)



**24%**

**Absorption Rate**

28 Unit Sales **Sold** in May

Total of 119 Listings **For Sale**