



May 2025

Market Report

Tiny Township, ON

Residential Real Estate Market Statistics As Reported to the PropTx MLS System in Ontario.

\$895,426

YTD May 2024

Average Price

Residential **Freehold Home**

\$976,570

YTD May 2025



9%

Year-Over-Year
2024 vs 2025

\$279,000

YTD May 2024

Average Price

Residential **Condo & Other**

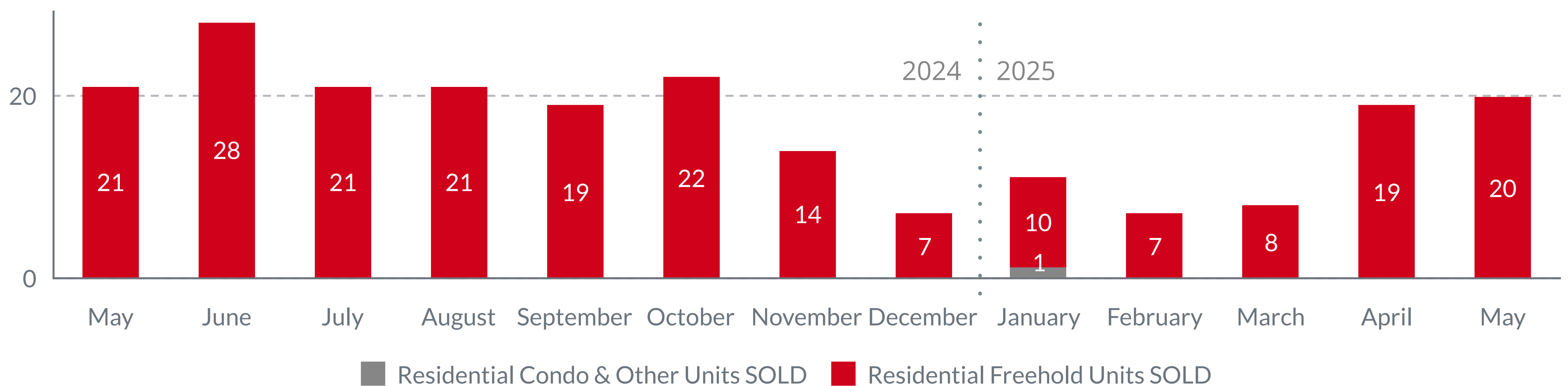
\$815,000

YTD May 2025




192%

Year-Over-Year
2024 vs 2025



78 Unit Sales

January to May **2024**



-18%

Unit Sales / Year-to-Date
2024 vs 2025

64 Unit Sales

January to May **2025**

Days on Market

50


Average YTD

Freehold Home

58

Average YTD

Condo & Other




96.4% YTD

List to Sale Ratio

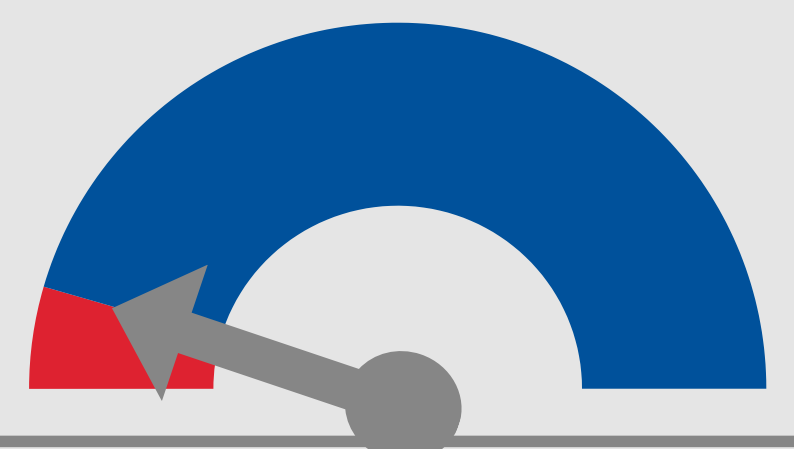
Residential Freehold Home

(Condo & Other = 94.8%)



+172%

of **NEW Listings** compared to previous **month**
(for both Freehold Homes + Condo & Other)



9%

Absorption Rate

20 Unit Sales **Sold** in May

Total of 224 Listings **For Sale**