



May 2025

Market Report

Wasaga Beach, ON

Residential Real Estate Market Statistics As Reported to the PropTx MLS System in Ontario.

\$705,039

YTD May 2024

Average Price

Residential **Freehold Home**

\$706,875

YTD May 2025



0.3%

Year-Over-Year
2024 vs 2025

\$513,886

YTD May 2024

Average Price

Residential **Condo & Other**

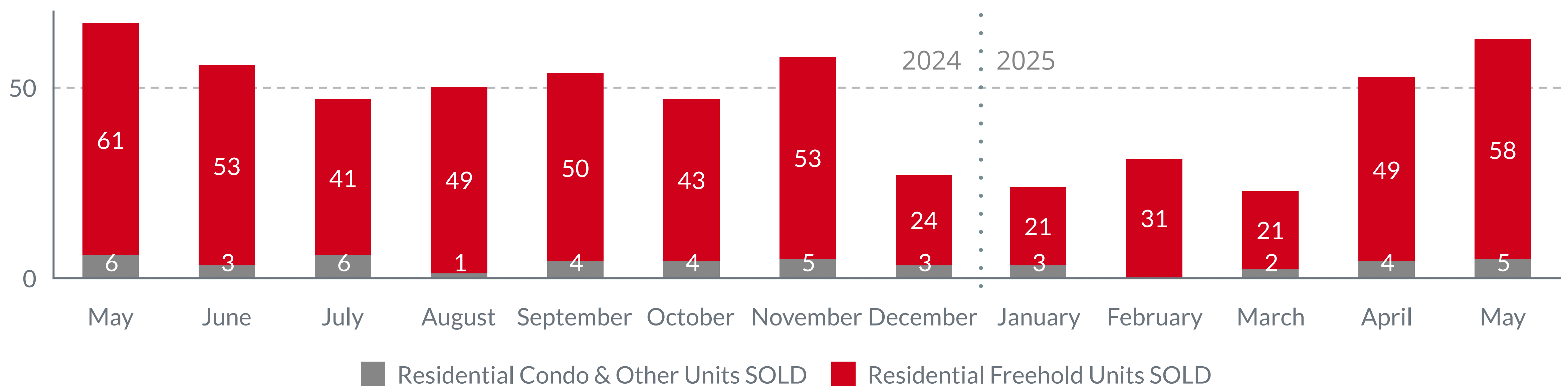
\$474,219

YTD May 2025




-7.7%

Year-Over-Year
2024 vs 2025



220 Unit Sales

January to May **2024**



-10%

Unit Sales / Year-to-Date
2024 vs 2025

199 Unit Sales

January to May **2025**

Days on Market

47


Average YTD

Freehold Home

59

Average YTD

Condo & Other



96.9% YTD

List to Sale Ratio


Residential Freehold Home

(Condo & Other = 97.3%)



+41%

of **NEW Listings** compared to previous **month**
(for both Freehold Homes + Condo & Other)



15%

Absorption Rate

63 Unit Sales **Sold** in May

Total of 426 Listings **For Sale**