



July 2025

Market Report


Clearview Township

Residential Real Estate Market Statistics As Reported to the PropTx MLS System in Ontario.

\$969,184
YTD July 2024

Average Price
Residential **Freehold Home**


\$938,487
YTD July 2025

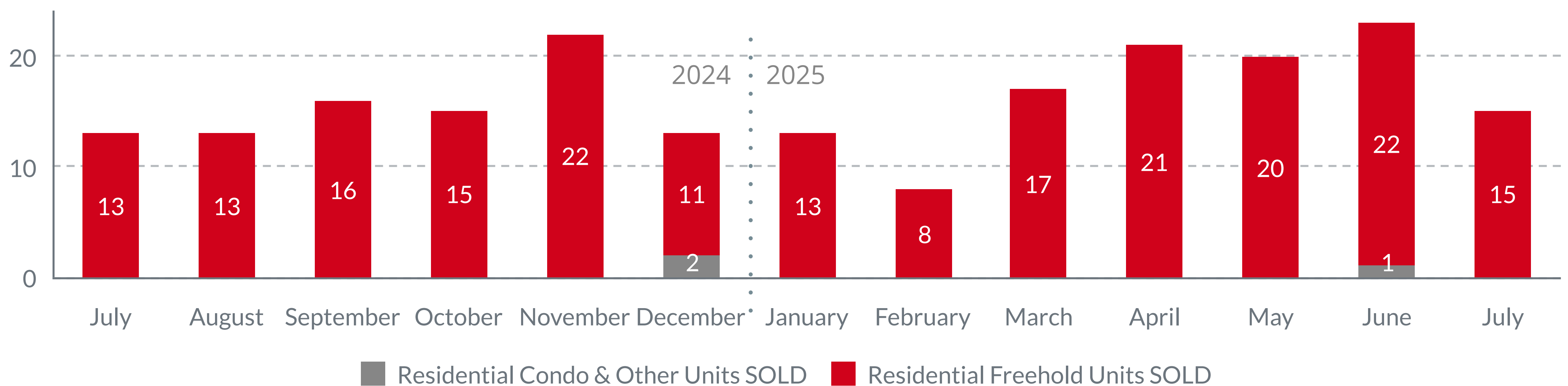

-3.2%
Year-Over-Year
2024 vs 2025

\$453,000
YTD July 2024

Average Price
Residential **Condo & Other**

\$674,999
YTD July 2025


49%
Year-Over-Year
2024 vs 2025



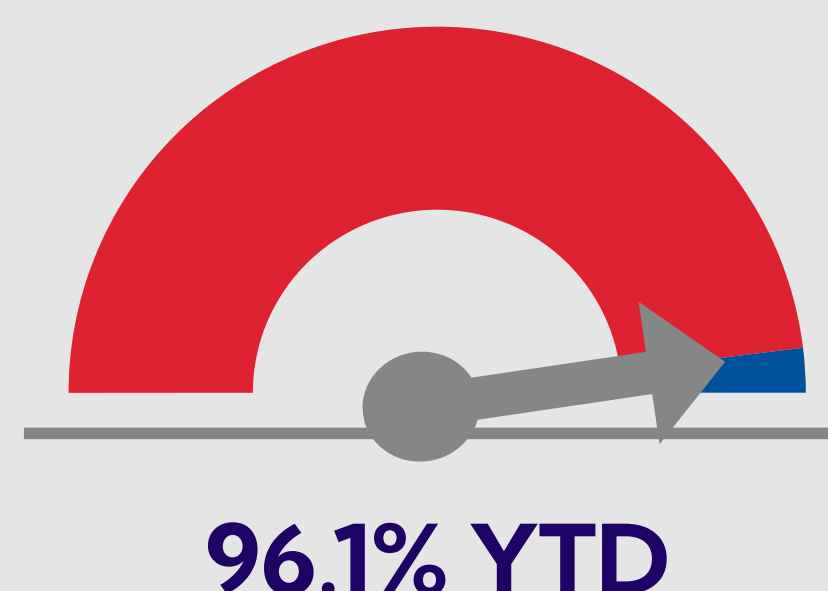
101 Unit Sales
January to July **2024**


15%
Unit Sales / Year-to-Date
2024 vs 2025


116 Unit Sales
January to July **2025**

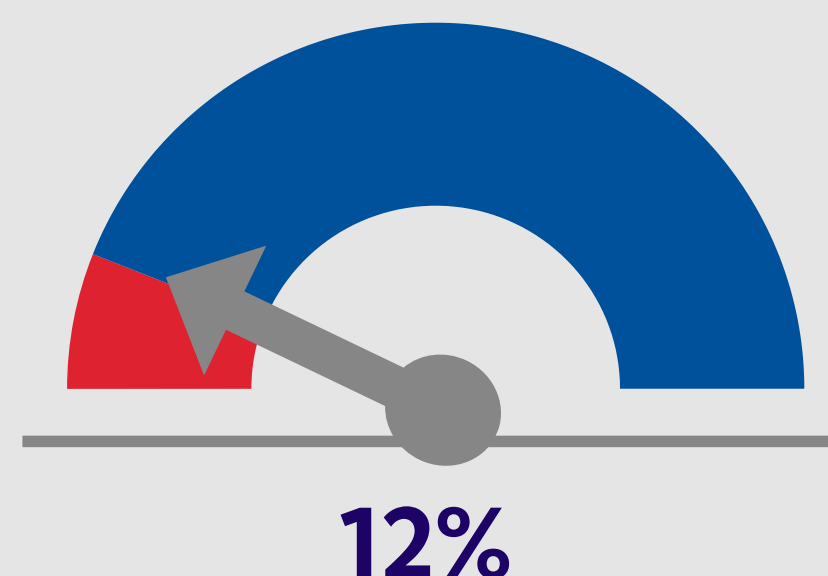
Days on Market
57
Average YTD
Freehold Home

0
Average YTD
Condo & Other



List to Sale Ratio
Residential **Freehold Home**
(Condo & Other = 100%)


-12%
of **NEW Listings** compared to previous **month**
(for both Freehold Homes + Condo & Other)



Absorption Rate
15 Unit Sales **Sold** in July
Total of 127 Listings **For Sale**