



July 2025

Market Report

Collingwood, ON

Residential Real Estate Market Statistics As Reported to the PropTx MLS System in Ontario.

\$915,304

YTD July 2024

Average Price

Residential **Freehold Home**

\$907,342

YTD July 2025

-0.9%
Year-Over-Year
2024 vs 2025

\$659,402

YTD July 2024

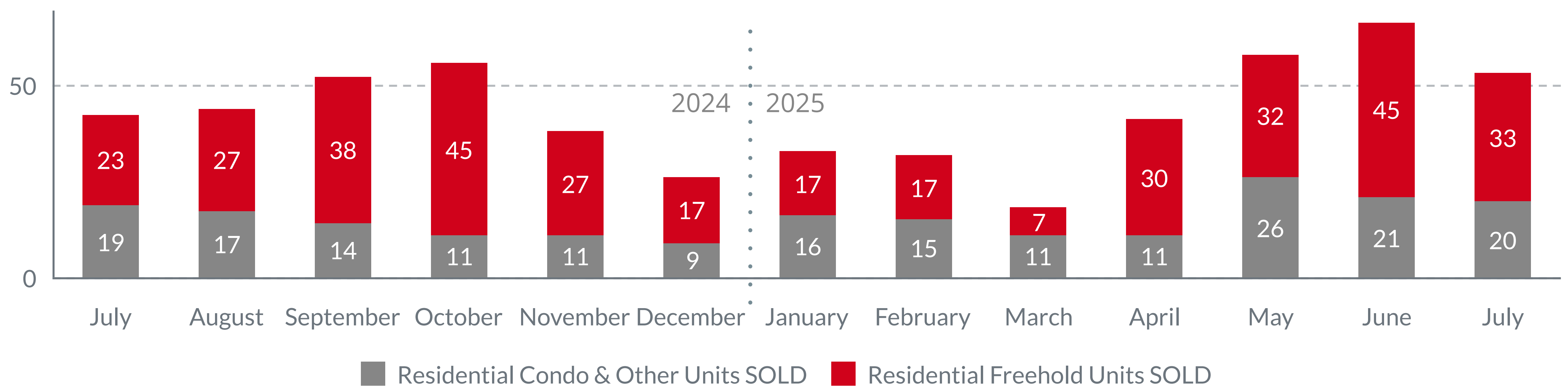
Average Price

Residential **Condo & Other**

\$583,829

YTD July 2025

-11.5%
Year-Over-Year
2024 vs 2025



278 Unit Sales

January to July **2024**

+10%
Unit Sales / Year-to-Date
2024 vs 2025

306 Unit Sales

January to July **2025**

Days on Market

46


Average YTD

Freehold Home

72

Average YTD

Condo & Other



96.3% YTD

List to Sale Ratio


Residential Freehold Home

(Condo & Other = 95.6%)



-37%

of **NEW Listings** compared to previous **month**
(for both Freehold Homes + Condo & Other)



13%

Absorption Rate

53 Unit Sales **Sold** in July

Total of 397 Listings **For Sale**