



July 2025

Market Report

Georgian Bay Township

Residential Real Estate Market Statistics As Reported to the PropTx MLS System in Ontario.

\$1,008,211

YTD July 2024

Average Price

Residential **Freehold Home**

\$840,112

YTD July 2025

-17%
Year-Over-Year
2024 vs 2025

\$566,250

YTD July 2024

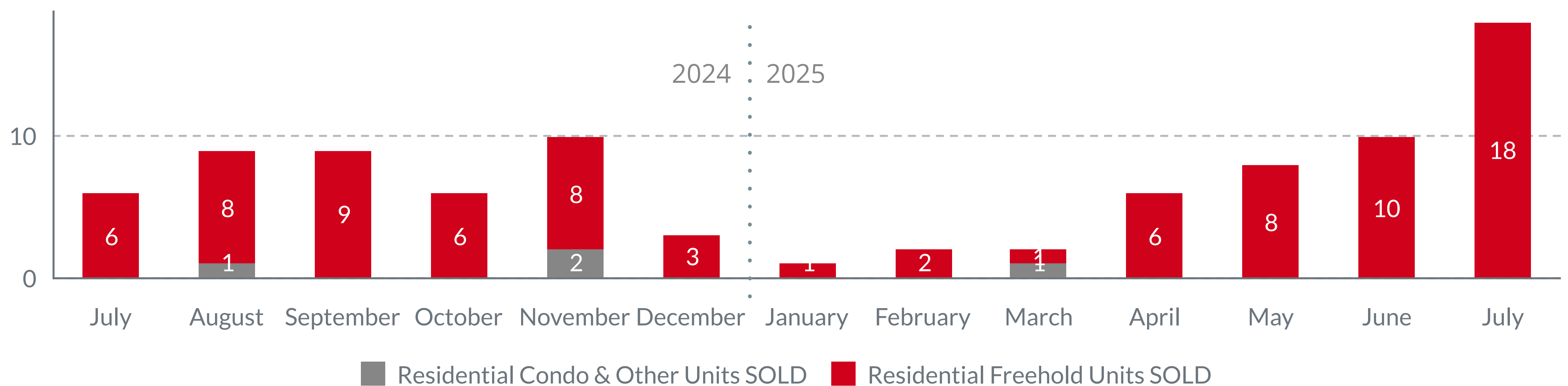
Average Price

Residential **Condo & Other**

\$570,000

YTD July 2025

0.7%
Year-Over-Year
2024 vs 2025



46 Unit Sales

January to July **2024**

4%

Unit Sales / Year-to-Date
2024 vs 2025

48 Unit Sales

January to July **2025**

Days on Market

48

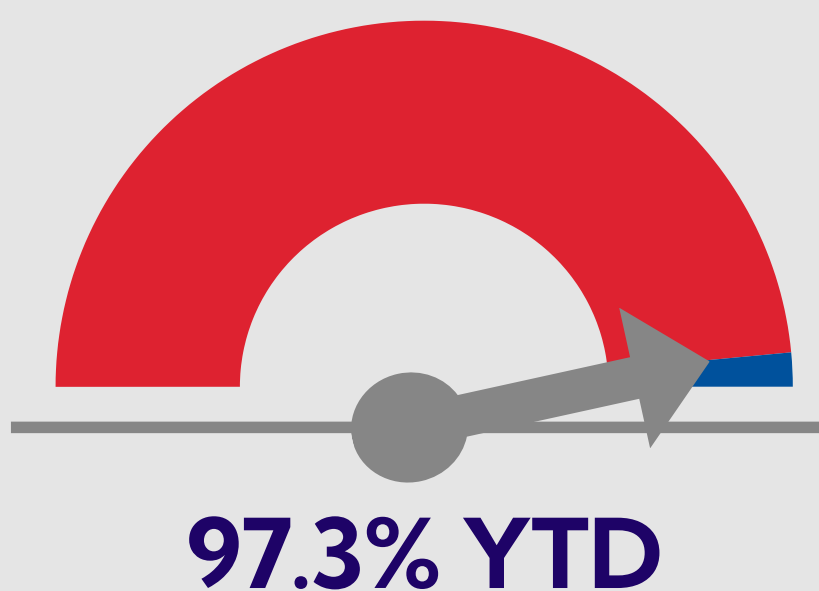
Average YTD

Freehold Home

1

Average YTD

Condo & Other

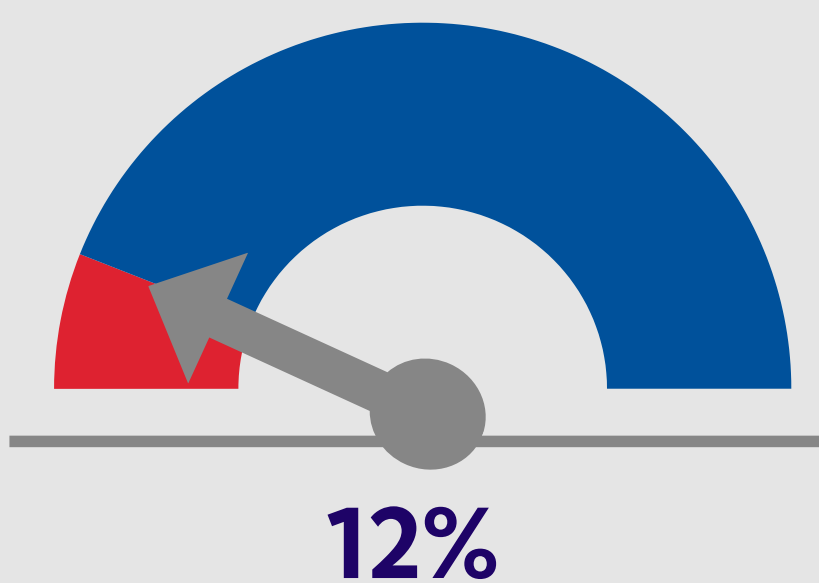


List to Sale Ratio
Residential Freehold Home
(Condo & Other = 95.7%)



-54%

of **NEW Listings** compared to previous **month**
(for both Freehold Homes + Condo & Other)



Absorption Rate
18 Unit Sales **Sold** in July
Total of 147 Listings **For Sale**