



July 2025

Market Report

Meaford, ON

Residential Real Estate Market Statistics As Reported to the PropTx MLS System in Ontario.

\$755,583
YTD July 2024

Average Price
Residential **Freehold Home**

\$974,076
YTD July 2025

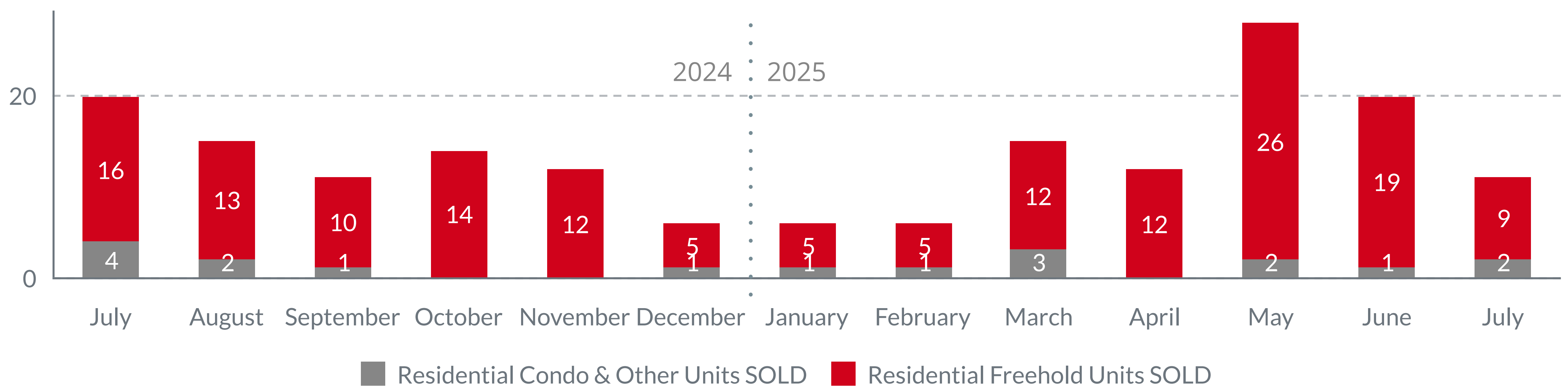

29%
Year-Over-Year
2024 vs 2025

\$478,991
YTD July 2024


Average Price
Residential **Condo & Other**

\$493,850
YTD July 2025


3%
Year-Over-Year
2024 vs 2025



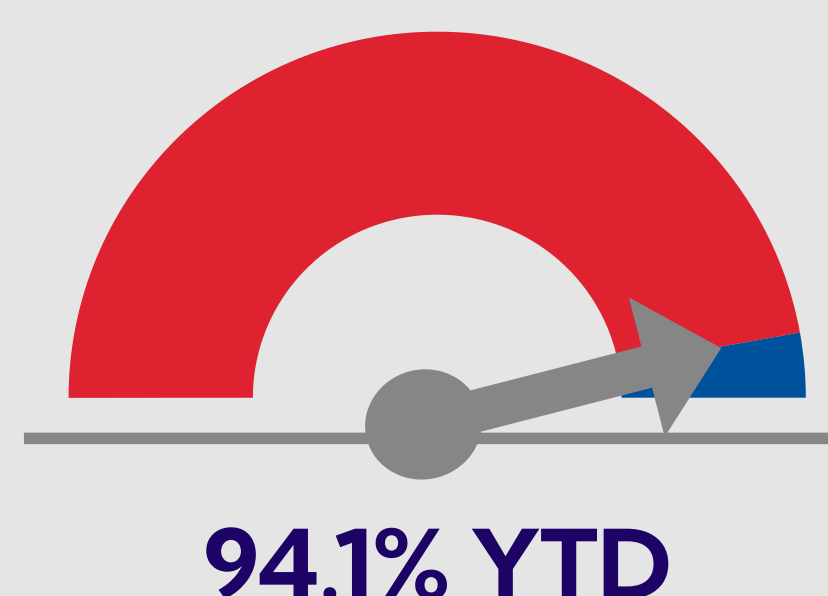
96 Unit Sales
January to July **2024**


3%
Unit Sales / Year-to-Date
2024 vs 2025


99 Unit Sales
January to July **2025**

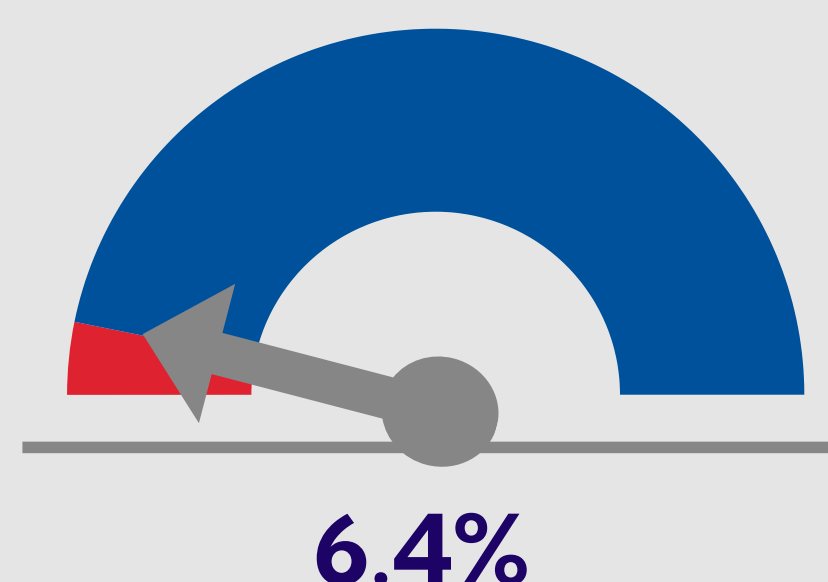
Days on Market
61
Average YTD
Freehold Home

63
Average YTD
Condo & Other



List to Sale Ratio
Residential **Freehold Home**
(Condo & Other = 94.6%)


-17%
of **NEW Listings** compared to previous **month**
(for both Freehold Homes + Condo & Other)



Absorption Rate
11 Unit Sales **Sold** in July
Total of 171 Listings **For Sale**