





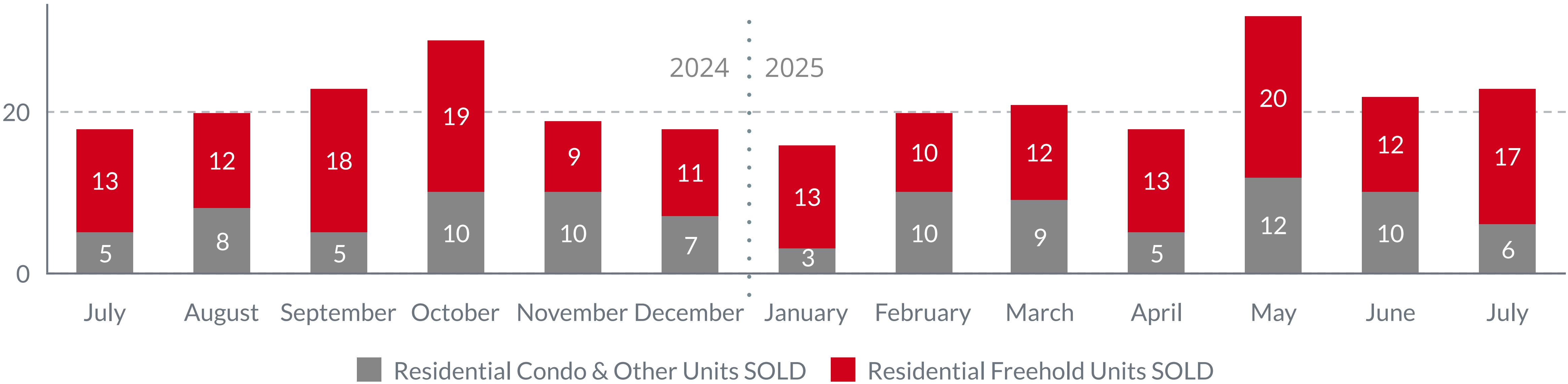
July 2025

Market Report

The Blue Mountains

Residential Real Estate Market Statistics As Reported to the PropTx MLS System in Ontario.

\$1,355,817 YTD July 2024	Average Price Residential Freehold Home	\$1,441,943 YTD July 2025	 6.4% Year-Over-Year 2024 vs 2025
\$727,085 YTD July 2024	Average Price Residential Condo & Other	\$673,135 YTD July 2025	 -7.4% Year-Over-Year 2024 vs 2025




154 Unit Sales
January to July 2024

 **+1.3%**
Unit Sales / Year-to-Date
2024 vs 2025

156 Unit Sales
January to July 2025

Days on Market
63 | **54**
Average YTD
Freehold Home | **Condo & Other**

**94.9% YTD**
List to Sale Ratio
Residential Freehold Home
(Condo & Other = 96.3%)

 **-34%**
of **NEW Listings** compared to previous month
(for both Freehold Homes + Condo & Other)

**7%**
Absorption Rate
23 Unit Sales **Sold** in July
Total of 337 Listings **For Sale**