



# July 2025

# Market Report

## *Tiny Township, ON*

Residential Real Estate Market Statistics As Reported to the PropTx MLS System in Ontario.

**\$886,782**  
YTD July 2024

Average Price  
Residential **Freehold Home**


**\$999,319**  
YTD July 2025

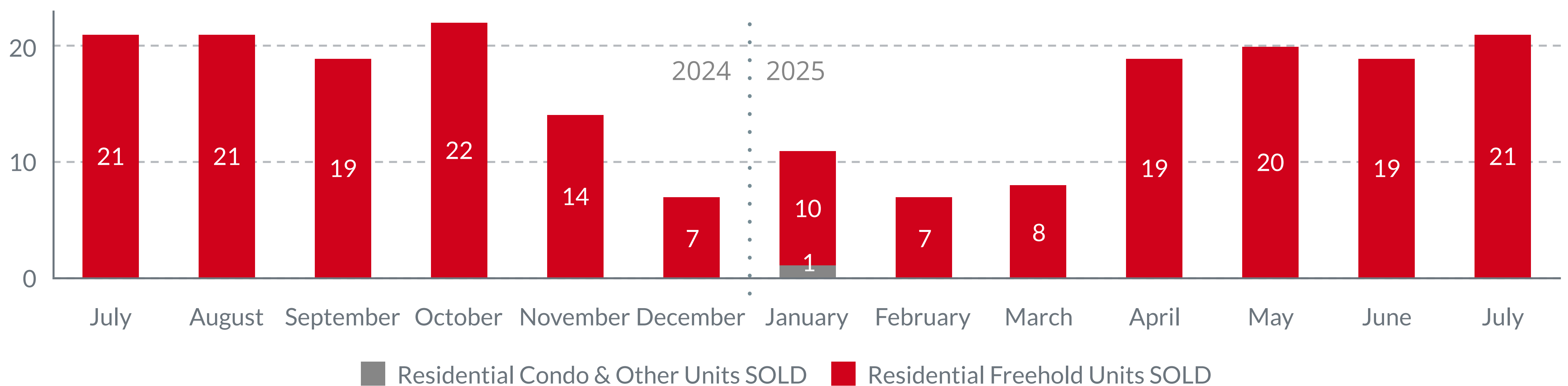
  
**13%**  
Year-Over-Year  
2024 vs 2025

**\$279,000**  
YTD July 2024


Average Price  
Residential **Condo & Other**

**\$815,000**  
YTD July 2025

  
**192%**  
Year-Over-Year  
2024 vs 2025

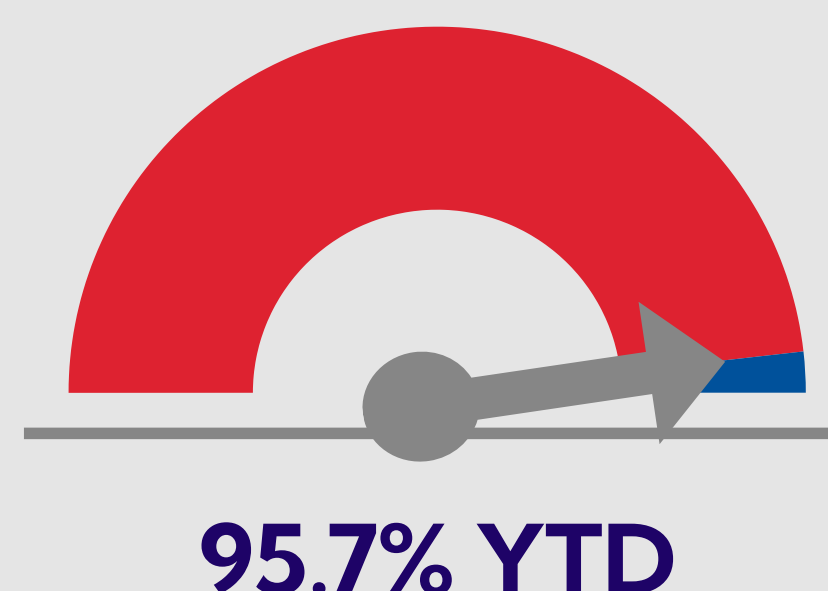


125 Unit Sales  
January to July **2024**


 **-17%**  
Unit Sales / Year-to-Date  
2024 vs 2025

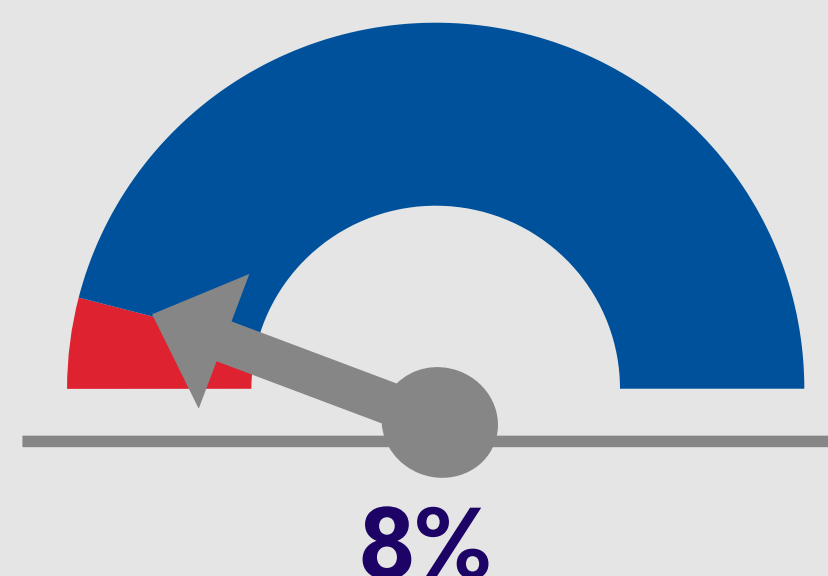
104 Unit Sales  
January to July **2025**

Days on Market  
**50** | **58**  
Average YTD  
**Freehold Home** | **Condo & Other**



List to Sale Ratio  
Residential **Freehold Home**  
(Condo & Other = 94.8%)

 **-37%**  
# of **NEW Listings** compared to previous **month**  
(for both Freehold Homes + Condo & Other)



Absorption Rate  
21 Unit Sales **Sold** in July  
Total of 269 Listings **For Sale**