



July 2025

Market Report

Wasaga Beach, ON

Residential Real Estate Market Statistics As Reported to the PropTx MLS System in Ontario.

\$719,745

YTD July 2024

Average Price

Residential **Freehold Home**

\$699,251

YTD July 2025

-2.9%
Year-Over-Year
2024 vs 2025

\$491,660

YTD July 2024

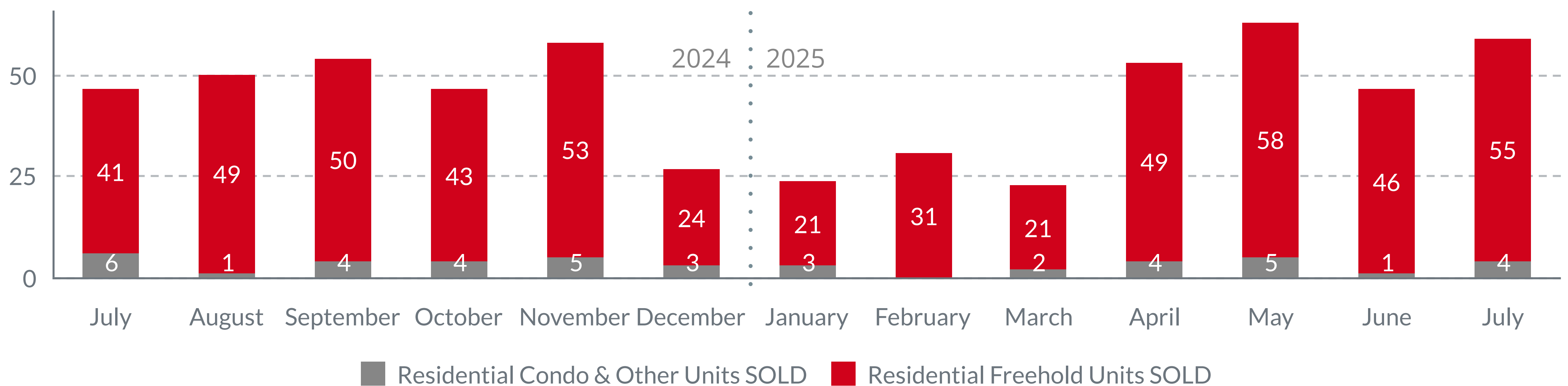
Average Price

Residential **Condo & Other**

\$489,257

YTD July 2025

-0.5%
Year-Over-Year
2024 vs 2025



322 Unit Sales

January to July **2024**

-4%

Unit Sales / Year-to-Date
2024 vs 2025

309 Unit Sales

January to July **2025**

Days on Market

44


Average YTD

Freehold Home

60

Average YTD

Condo & Other



96.8% YTD


List to Sale Ratio

Residential Freehold Home

(Condo & Other = 97.3%)

-27%

of **NEW Listings** compared to previous **month**
(for both Freehold Homes + Condo & Other)



12%

Absorption Rate

59 Unit Sales **Sold** in July

Total of 504 Listings **For Sale**